

Olympia Hospital XLow

	Manipulation	Hand switch HD	Satellite Control FPP
BACKREST			
KNEEREST			
RELAXPOSITION			
HIGH/LOW			
SLEEPING POSITION			
ANTI-TREND.			
Emergency operations			
TREND.			
CPR			
Lock/Unlock			
Nightlight under the bed on/off			

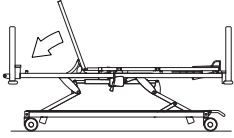
The available bed functionality is in line with the chosen and ordered configuration.



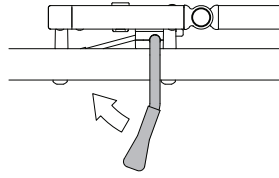


Olympia Hospital XLow

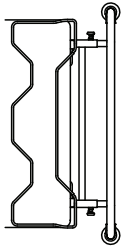
Quick release



Lever



Bed extension



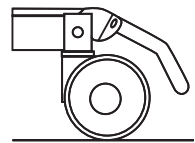
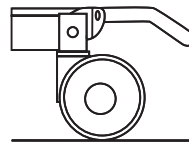
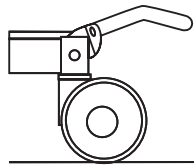
1. lift the footrest
2. pull out both pull knobs
3. pull out the bed extension
4. lock the buttons
5. pull out the foot extension

Central brake mechanism

1 directional castor, fixed

4 castors unbraked

4 castors braked



The available bed functionality is in line with the chosen and ordered configuration.

