


# Infrared remote 30-67849-9



## UserManual


**Keep this folder with product at all times!**

# 30-67849-9 Infrared remote, two channels (IRR-DSK-SET-LIGHT)

## Preparation

Place the two batteries (R03 AAA) in the handset.

Connect the receiver to the motor control (HS – connector). The bottom side of the receiver is coated with an adhesive, for easy installation.



Connect receiver to HS socket



Left position CH1

Right position CH2

## Channel selection

The handset allows operation on two channels, i.e. two control boxes can be operated with one handset independently. Basically, an arbitrary number of receivers can be operated with one handset.


### ***Channel Selection (Handset):***

Press button „CH“, then press button „1“ or „2“ for the respective channel.

### ***Channel Selection (Receiver):***

If the switch on the receiver is in its left position, channel 1 is selected, in the middle or right position channel 2 is selected.

## Functionality:



### ***Driving Up/Down***

With the buttons up ( "↑ " ) and down ( "↓ " ), the motor control box starts the drives in the respective direction.

### ***Memory Function***

Two positions can be stored and recalled.

#### *Storing the actual position:*

By pressing the button „M“ and then immediately either button „1“ (Memo position 1) or „2“ (Memo position 2), the actual position is being stored. (Confirmed by the control box with a click sound)

#### *Move to stored position:*

In order to move to the stored position, press and hold button „1“ (Memo position 1) or „2“ (Memo position 2) until the stored position has been reached.

Memory positions can be overwritten an unlimited number of times.

### ***Motorgroups***

If the control box is configured for two motor groups, each motor group can be operated independently.

Availability and specifications are subject to change without prior notice.  
**LOGICDATA** assumes no liability for maloperation or improper use of products.  
**LOGICDATA** will at point of delivery replace/repair defective products covered by the warranty.  
No liability is assumed beyond such replacement/repair.  
Please contact **LOGICDATA** directly on inquiries or custom requirements.

Manufacturer information:

LOGICDATA Electronic & Software Entwicklungs GmbH Wirtschaftspark 18 A-8530 Deutschlandsberg	Tel.: +43 (0)3462 5198 0 Fax: +43 (0)3462 5198 530 Email: <a href="mailto:office@logicdata.at">office@logicdata.at</a> <a href="http://www.logicdata.at">www.logicdata.at</a>
---	--



**ROPOX A/S**

Ringstedgade 221  
DK – 4700 Naestved  
Tel.: +45 55 75 05 00 Fax.: +45 55 75 05 50  
E-mail: [info@ropox.dk](mailto:info@ropox.dk)  
[www.ropox.com](http://www.ropox.com)